


PIC-TUR-ETT




PIC-TUR-ETT
TRADE MARK PATENT APPLIED FOR
THE CREATIVE TOY

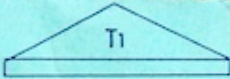
YOU'LL BE SURPRISED when you start moving those little pieces of wood around!
Just fit them together *at random* and before you know it you'll have a silhouette picture—a clown or a doll, or a dog, horse, bird, fish, wild animal, or design.

Already over 1000 pictures have been discovered—mostly by children


The easiest way is first to make the pictures illustrated on the cards and the box cover. Then see how many *original* ones you can create. There are only three different kinds of wooden pieces: here they are with their names and abbreviations:



K
KITE



T1
TRIANGLE 1




T2
S
TRIANGLE 2

© 1933 P. Co.

It is very simple, *but*, look out for the short side of T2, marked S. If a picture does not fit tightly it is usually because the S side is turned wrong.


Children Originate Things Easily

Here is a Donkey's Head a fourteen-year-old boy made in less than a minute with six pieces. The solution shows how he assembled the pieces and just where he put the S side of T2.



4K, 1T1, 1T2

Solution



© 1933 P. Co.

"1001 HOURS OF FUN"

Two small boys made this dandy Balky Horse and their big brother constructed this Airplane



© 1933 P. Co.



© 1933 P. Co.

Now see what *you* can do! Experiment a minute or two and something interesting is sure to pop out.

It's a lot of fun all by yourself, but a *Pic-tur-ett party is simply grand!* It's easy, too. Just tell the boys and girls in your neighborhood about Pic-tur-ett and each will surely want his or her own set. Then you can hold your party right away. Get as big a group together as you can and have them scramble their sets on a table, floor, porch, or even a dry concrete walk. Let each in turn try to make a big pattern, a group of clowns, dolls or animals, or a single giant picture.

Oh boy, what fun! Some of the things will be wonderful and others, well, "not so hot."

Try it! Pic-tur-ett parties are a knockout.

If your dealer's supply of Pic-tur-ett is sold out send 25 cents to

PIC-TUR-ETT COMPANY
MATTAPAN, MASSACHUSETTS

for each set you need for your own use or as a gift

To repack PIC-TUR-ETT nicely in the box, follow this design, — placing the 4 T1 pieces on edge outside the others.



© 1933 P. Co.

PIC-TUR-ETT Company, Mattapan, Massachusetts;
"PATENT APPLIED FOR"; all figures on directions and cards are copyright 1933.
(cardboard box, direction sheet, 15 problem ad solution cards, 4.25" x 4.25" x 1")

Copyright J. A. Storer

PIC-TUR-ETT Problem and Solution Cards

