


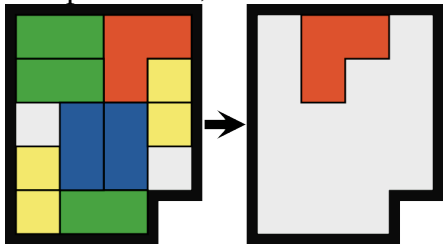
Super Dries



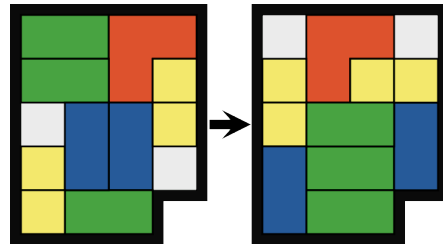
Designed by Dries De Clercq, this one assembled by J. A. Storer 2013.

(cardboard sleeve with SS Dries on back, metal tray, and 10 plastic pieces, 3.8" x 3.1" x 5/16")

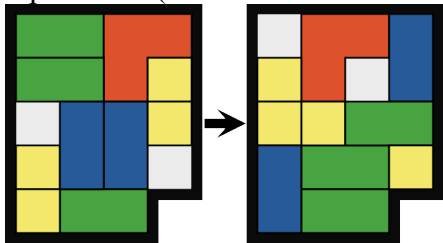
Here is "Super Dries", and three other variations:



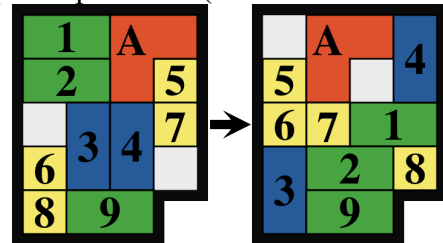
Super Dries (321 rectilinear moves)



Super Super Dries (381 rectilinear moves)



Super Super Dries 2 (396 rectilinear moves)



Super Super Dries 3 (403 rectilinear moves)

For Super Dries, here is the start position and every position in which the angle piece moves:

#0: 1 1 A A 2 2 A 5 3 4 7 6 3 4 8 9 9 \$	#7: 1 1 2 2 A A 6 3 A 5 8 3 4 7 9 9 4 \$	#17: 1 1 A A 2 2 A 3 8 5 3 6 4 7 9 9 4 \$	#27: 1 1 2 2 A A 6 4 A 5 3 4 8 7 3 9 9 \$	#37: 2 2 1 1 6 4 3 4 A A 3 8 A 5 9 9 7 \$	#47: 2 2 1 1 3 6 A A 3 4 A 8 4 5 9 9 7 \$	#55: 2 2 1 1 6 4 3 4 A A 3 7 A 5 8 9 9 \$	#71: 2 2 1 1 4 7 A A 4 6 A 3 8 5 3 9 9 \$
#88: 2 2 1 1 3 A A 3 A 5 7 4 9 9 6 4 8 \$	#96: 2 2 1 1 A A 5 A 9 9 3 7 4 8 3 6 4 \$	#101: A A 2 2 A 1 1 9 9 5 3 7 4 8 3 6 4 \$	#121: 2 2 A A 1 1 A 6 9 9 5 3 4 8 7 3 4 \$	#131: 2 2 1 1 9 9 A A 4 6 A 3 4 8 5 3 7 \$	#139: 2 2 1 1 9 9 4 6 4 8 A A 3 7 A 5 3 \$	#159: 1 1 4 3 2 2 4 3 A A 9 9 A 6 8 5 7 \$	#168: 2 2 1 1 A A 4 3 A 4 3 8 9 9 5 6 7 \$
#181: 2 2 1 1 8 3 A A 5 3 A 6 4 7 9 9 4 \$	#187: 2 2 1 1 8 5 4 3 4 3 A A 6 7 A 9 9 \$	#201: 4 5 2 2 4 8 1 1 A A 6 3 A 7 3 9 9 \$	#205: 4 5 2 2 4 8 1 1 A A 3 A 6 3 9 9 7 \$	#217: 2 2 1 1 8 A A 3 5 A 3 4 7 6 4 9 9 \$	#221: 2 2 1 1 8 A A 5 A 3 4 7 6 3 4 9 9 \$	#228: 2 2 1 1 4 A A 4 A 3 5 8 6 3 7 9 9 \$	#235: 2 2 1 1 A A 3 A 6 3 4 7 5 8 4 9 9 \$
#243: A A 2 2 A 1 1 6 3 8 4 7 3 5 4 9 9 \$	#270: 2 2 A A 5 3 A 1 1 3 4 7 6 8 4 9 9 \$	#275: 2 2 5 3 A A 3 A 1 1 4 7 6 8 4 9 9 \$	#290: 4 2 2 5 4 A A 7 A 3 6 1 1 3 9 9 8 \$	#296: 7 2 2 5 6 A A 4 A 3 4 1 1 3 9 9 8 \$	#307: 6 7 2 2 A A 5 A 8 3 4 1 1 3 4 9 9 \$	#313: A A 6 7 A 2 2 8 5 3 4 1 1 3 4 9 9 \$	#321: A A 7 A 6 3 5 2 2 3 4 8 1 1 4 9 9 \$